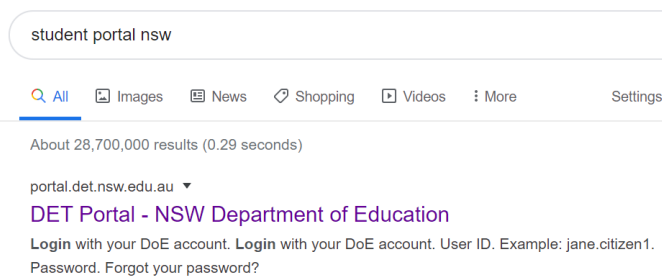
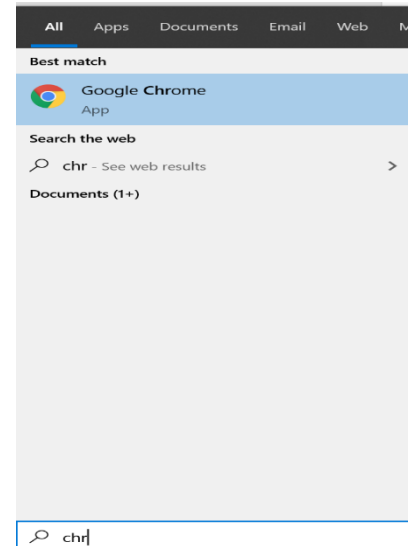


How to access Google Classroom for students

1. **Open Google Chrome** (if you don't have it installed search for it from the taskbar)



2.

Type in:
student portal nsw
Press enter. Select the first result.

3. **Type your username** (usually first name.last name – sometimes there is a number at the end).

Type your password. K-2 it is the letter for your class (eg. 1/2K – type in k; KH – type 'h')

3-6 it is your class.

Do not use capital letters. Press enter or the Log in button.

Login with your DoE account

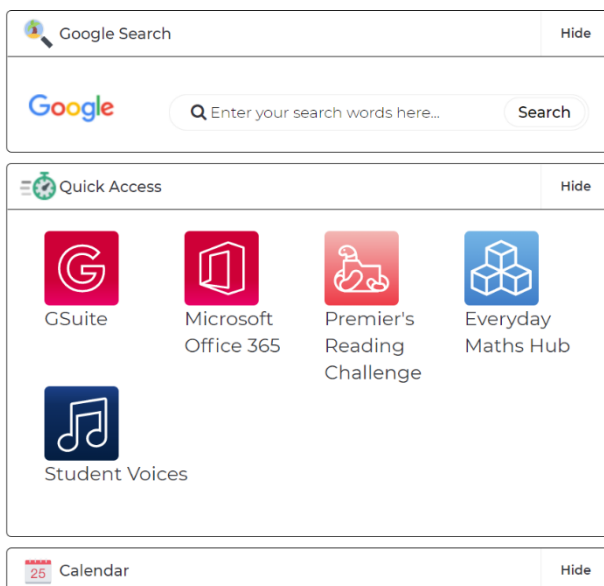
User ID

Example: jane.citizen1

Password

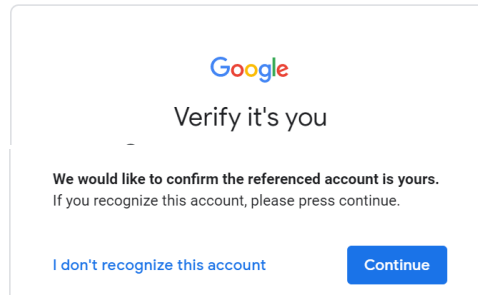
[Forgot your password?](#)

[Log in](#)

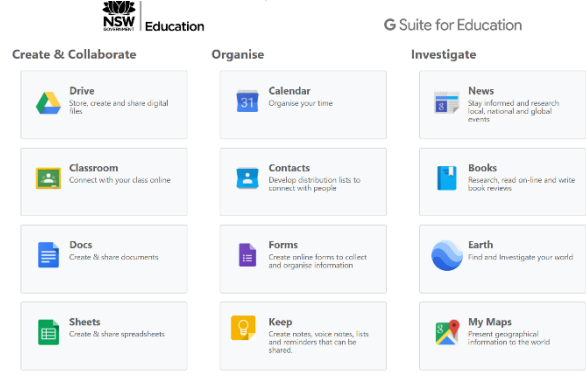


4. **Click on G Suite** (under the heading Quick Access).

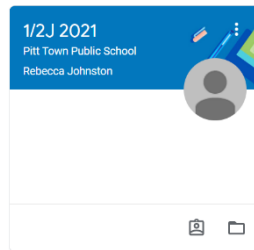
5. Click continue



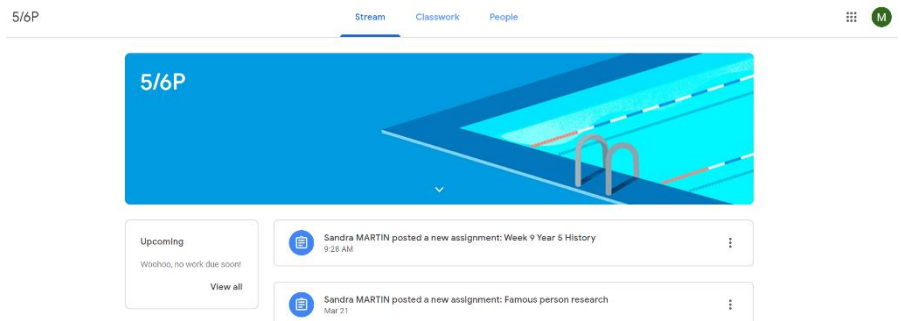
6. Click on Google Classroom.



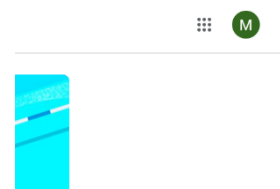
7. Click on your class.



8. Your screen will look like this. The middle tab 'Classwork' is where all class work will be posted.



9. When you are finished, sign out by clicking on the circle with a letter in it found in the top right corner (the letter is the initial of your first name).



10. Go back to the student portal screen and sign out.

